



BEAMZ
MADE
EAZY

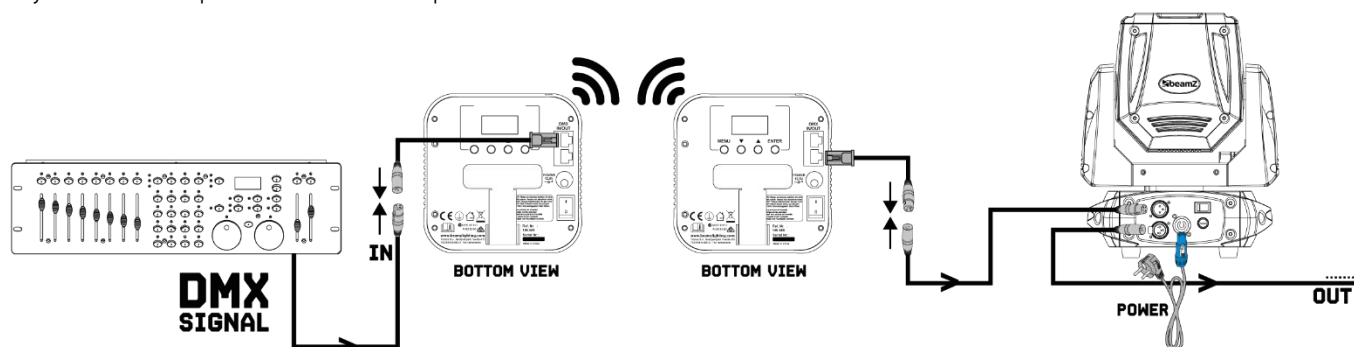
150.592 V2.0

BBP96

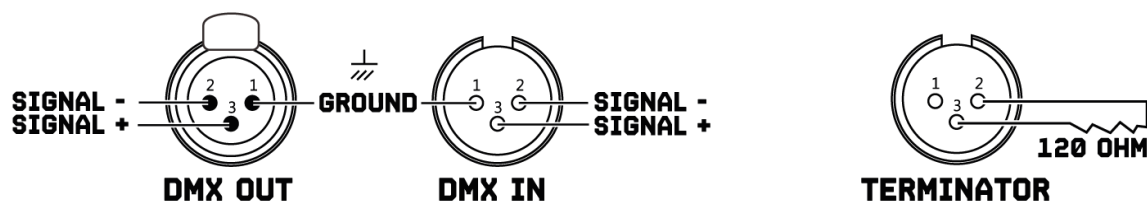
USER MANUAL

DMX512 CONTROL

If you are using a standard DMX controller, you can connect the DMX output of the controller directly to the DMX input of the first unit in a DMX chain. Always connect the output of one unit with the input of the next unit until all units are connected.



CAUTION! At the last unit, you must close the DMX line with a terminating resistor. Take an XLR connector and solder a 120 Ohm resistor between signal (-) and signal (+) and connect it to the DMX output of the last unit in the line.



WIRELESS DMX CONTROL

The unit can be used with wireless DMX. The wireless receiver module, functions only as a receiver of a 2.4 GHz wireless signal. Switch DMX on wirelessly via the main menu (see menu structure, behind of the manual for more information).

Then establish a wireless connection with the Beamz BPP Wireless DMX Transmitter (154.077).



CAUTION! The BPP Wireless DMX Transmitter and unit must be connected on the same DMX Universe, you can check easily by the colour of LED indicator.

DMX UNIVERSE	COLOUR	DMX CHANNELS
1	Red	1 - 512
2	Green	1 - 512
3	Yellow	1 - 512
4	Blue	1 - 512
5	Magenta	1 - 512
6	Cyan	1 - 512
7	White	1 - 512



REMOTE CONTROLLER

TO SWITCH OFF THE LIGHTS:

Press <OFF> on the remote control [1].

MANUAL COLOR CONTROL:

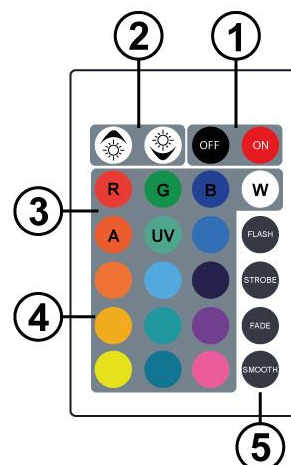
You can set R/G/B colours with the remote by pushing either the Red <R> button for red, the Green <G> button for green, the Blue button for blue, the White <W> button for white, the Amber <A> button for Amber, the UV <UV> button for UV [3].

PRESET COLOUR MODE:

Press one of the nine preset colours on the remote control. [4]

PROGRAM:

Press one of the four program buttons to choose between the different auto programs [5]. Speed can be changed with up and down button [1].



DMX CHANNELS

6 CHANNELS

CHANNEL	FUNCTION	VALUE	DESCRIPTION
1	Colour	000-255	Red dimmer from dark to bright
2		000-255	Green dimmer from dark to bright
3		000-255	Blue dimmer from dark to bright
4		000-255	White dimmer from dark to bright
5		000-255	Amber dimmer from dark to bright
6		000-255	UV dimmer from dark to bright

10 CHANNELS

CHANNEL	FUNCTION	VALUE	DESCRIPTION
1	Master dimmer	000-255	From dark to bright
2	Colour	000-255	Red dimmer from dark to bright
3		000-255	Green dimmer from dark to bright
4		000-255	Blue dimmer from dark to bright
5		000-255	White dimmer from dark to bright
6		000-255	Amber dimmer from dark to bright
7		000-255	UV dimmer from dark to bright
8	Strobe	000-255	Strobe from slow to fast
9	Program	000-008	No function
		009-050	Colour selection controlled by channel 10
		051-100	Colour Gradual change
		101-150	Colour jumping
		151-200	Colour Pulse change
		201-220	Sound 1
		221-240	Sound 2
		241-255	Sound 3
10	Program speed	000-255	Function speed from slow to fast



BEAMZ

**YOUR FUTURE
YOUR SKILLS
YOUR PLATFORM
YOUR PARTY
YOUR EVENT**



is a leading developer of lighting products, including intelligent DMX moving heads, wireless battery operated DMX effects, static washes, sound-activated club effects, strobes & blacklights, LED lighting, fog and special effects machines, lasers and indoor and outdoor architectural lighting, as well as lighting controllers and protective bags.

